



Soho NHP steel door  
Triple glazed Avenue stained glass

## THE HIGH PERFORMANCE DOOR BUILT TO SAVE YOU ENERGY

Inspired by European design but built for the harsh Canadian winter, the new Novatech High Performance (NHP) door system is an answer to the growing demand for environmentally-friendly product choices.

Combining innovative construction, robust design and ease of operation, it's the perfect solution for your new home or renovation project.

### Security

More than **2x**  
the structural integrity  
of a standard door  
Up to **PG 90** in structural  
resistance.

### Energy Efficiency

**30%**  
additional insulation  
Doorglass **65%** greater  
thermal resistance.

### Weatherproofing

Up to **2x**  
more resistant to  
water infiltration  
Up to **PG 75** for water  
infiltration resistance.

### Comfort

Up to **4x**  
less air infiltration than  
a standard door  
Less than **0.13** litres per  
second per m<sup>2</sup> of air infiltration.

## ENGINEERED FOR PERFORMANCE

The High Performance system is the result of rigorous research and development. Every technical detail has been accounted for and enhanced to create a new class of entrance system that offers the level of comfort and energy efficiency our clients expect while being simple to integrate within existing manufacturing processes.

### Features

Compatible with North American hardware (extension kit required).

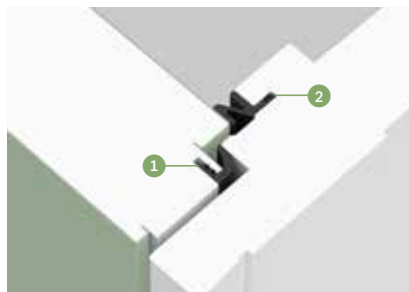
Rebated door with dual weatherstrips (air and water).

Air weatherstrip surrounding the entire panel in a single, unbroken loop.


2¼-inches thick slab made with 30% more steel.

PVC clad wood stiles with no exposed wood.

PVC sweep with anodized aluminum cladding.



1. Continuous EPDM weatherstrip surrounding the door.
2. Water seal on three sides.



**Performance**    **Air:** A3 (0.13 L/s • m<sup>2</sup>)    **Water:** CP 75 (540 Pa)    **Structural:** CP 90

### Harmonious Design

The high performance door is available in six models that can be matched with the complete collection of decorative glass in triple glazed format.



Vog NHP



Uno NHP



Soho NHP



Victoria Shaker NHP



Orleans NHP



London NHP

### Specifications

**Available widths†:** 32", 34", 36"

**Frame heights:** 81½", 82½" / Uno also available at 97½"

**Thickness:** 2¼"

**Backset\*:** 2¾"

**Configurations:** Left or right / INSWING.

† Vog NHP is available in 34" and 36".

\* Compatible with North American hardware.  
Requires extension kits due to the door's thickness.

### Doorglass Options

**1½-in triple glazed doorglass.**

Recommended for high performance.  
Choose from any Novatech doorglass.

## DOOR CONFIGURATIONS

### Uno - 79"



20" / 22" x 64"

22" x 17"  
(3x)

22" x 12"  
(4x)

12" x 12"  
(4x)

7" x 64"  
off-center doorlite

### Uno - 95"



### Orleans - 79"



### London - 79"



20" / 22" x 80"

22" x 14 7/16"  
(4x)

22" x 9"  
(5x)

22" x 48"

22" x 36"

### Victoria Shaker - 79"



22" x 14 7/16"

### Soho - 79"



22" x 48"

22" x 12"


### Vog - 79"



NHP doors are white and can be painted the color of your choice.

## 1 1/2-in Triple Glazing

High Performance doors use triple-glazed doorglass that features two low-E films to ensure that this additional opening remains energy efficient.



The High Performance system will meet ENERGY STAR requirements in all configurations.\*

## Decorative Doorglass

Do you wish to let as much light as possible into your home? A wide range of decorative doorglass styles can be combined with your new High Performance door.



Silkscreened Glass



Textured Glass



Stained Glass



V-Groove

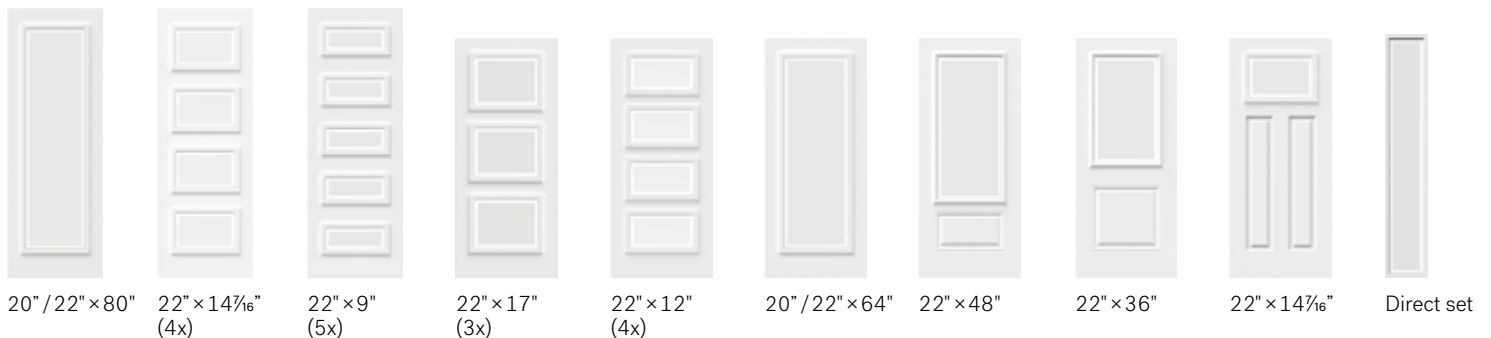
See all of our doorglass models at [novatechgroup.com](http://novatechgroup.com)

## 20-Year Limited Warranty


## Edge



**Textured glass:** Clear glass and Sandblasted finish glass.




# Sandblast

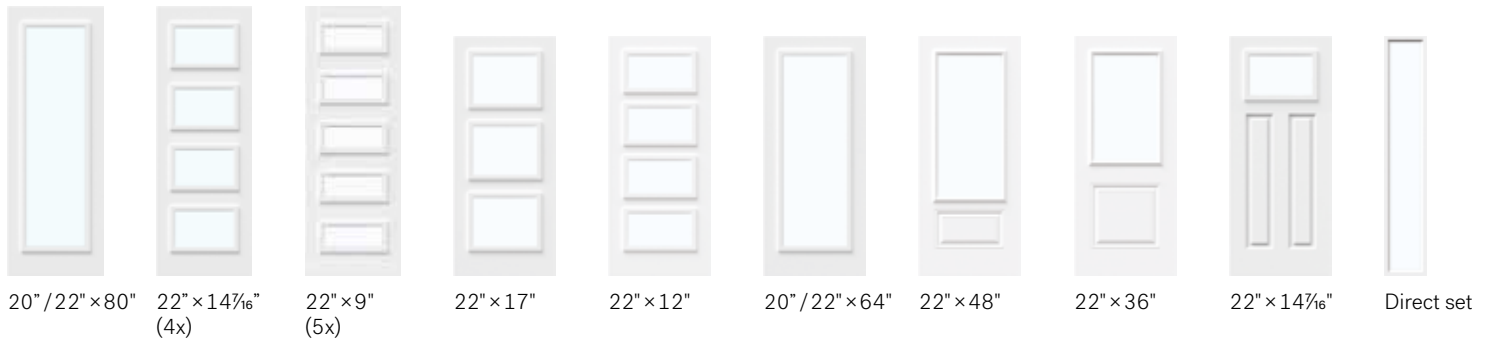


**Textured glass:** Sandblasted finish glass.

# Clear Low-e



**Textured glass:** Clear Low-e



# Pure



**Silkscreened:** Sandblasted finish, black ink with clear glass lines.



# Belmont



**Stained glass:** Satin finish glass, beveled gray glass and Pinhead glass.

**Caming:** 1/2" wide flat Patina coming and 1/4" wide flat Patina coming.

**Direct set sidelite:** Belmont stained glass available.



22" x 64"



22" x 48"



Direct set

# Equation



**Silkscreened glass:** Sandblasted finish, black ink with clear glass lines.



22" x 64"  
Right



22" x 64"  
Left



22" x 48"  
Right



22" x 48"  
Left



22" x 36"  
Right



22" x 36"  
Left



Direct set  
Sandblasted

# Portrait



**Stained glass:** Chinchilla glass, beveled clear glass, Diamond glass and Sydney glass.

**Caming:** Patina.

**Direct set sidelite:** Portrait stained glass available.



22" x 64"



22" x 48"



22" x 36"



22" x 14 7/16"



Direct set

# Winchester



**Stained Glass:** Satin finish glass, beveled clear glass.

**Baguettes:** Patina.

**Direct set sidelite:** Winchester stained glass available.



22" x 64"



22" x 48"



22" x 36"




22" x 14 7/16"



Direct set

# Nobel



**Stained Glass:** Satin finish glass, Beveled Satin finish glass and Wide Reed glass.

**Caming:** 1/4" wide flat patina caming.

**Direct set sidelite:** Nobel stained glass available.



22" x 64"



22" x 48"



22" x 36"



Direct set

# Nuando



**Silkscreened glass:** Gray sandblasted finish, white sandblasted finish and a clear glass line.



22" x 64"  
Right



22" x 64"  
Left



22" x 48"  
Right




22" x 48"  
Left



Direct set  
Sandblasted



# Celeste

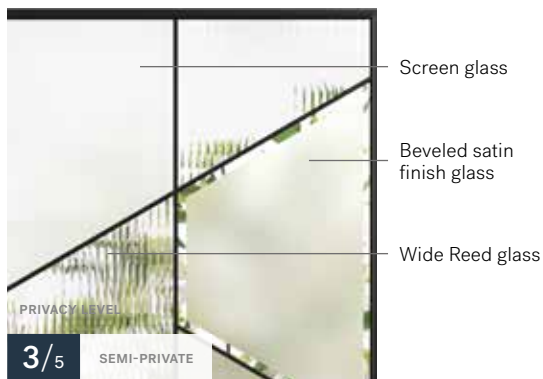


**Stained glass:** Beveled clear glass, Small-hammered glass and Aqualite glass.

**Direct set sidelite:** Celeste stained glass available.



# Bolero



**Stained Glass:** Screen glass, Beveled Satin finish glass and Wide Reed glass.

**Direct set sidelite:** Bolero stained glass available.



# Bistro



**Stained Glass:** Chinchilla glass, beveled clear glass and Diamond glass.

**Direct set sidelite:** Bistro stained glass available.



# Mist



**Silkscreened glass:** Sandblasted finish on clear glass.



# Decorative Accents

## Improved Design & Quality!

- Alunox offers the look of brushed stainless steel with all of the advantages of aluminum: no corrosion, oxydation, or fingerprints.
- Improved design with a beveled contour.
- Many models to customize Design Collection doors.

## Available colors

- Alunox
- Black



## Uno - 79"



Uno 1 Accents

Uno 2 Accents

Uno 3 Accents

## Vog- 79"



Vog 1 Accents

Vog 2 Accents



Uno 1 Accents



Uno 2 Accents



Uno 3 Accents

## Uno - 95"



Uno 1 Accents

Uno 2 Accents

Uno 3 Accents



Vog 1 Accents



Vog 2 Accents



Uno NHP Steel Door  
Alunox Decorative Accents

**The High Performance System** features best-in-class insulation to ensure indoor comfort, superior energy performance and exceptional soundproofing. Its components are designed for durability and peace of mind, letting you rest easy for years to come.



### Energy-Efficiency Grants

High Performance Doors are eligible for certain energy-efficiency grants. Ask your salesperson today for more information.

**Entryguard**<sup>®</sup>  
DOORS 

**GEM** Since 1961  
Windows & Doors  
*A better outlook on life* 

1590 The Queensway  
Toronto, Ontario  
M8Z 1V1

416-533-4331  
info@gemwindows.com