



**WINDOWS**

ESTABLISHED 1987 

PRODUCTS

# WINDOWS

## STYLES

Quality is paramount – which is why we use high quality materials and ensure top manufacturing procedures.

Each window is produced with the highest quality vinyl, has fusion welded frames and sashes, and is produced in our Peterborough manufacturing plant in partnership with PH Tech.



FIXED

This non-operable window offers the maximum view.

Frequently used in combination with other window styles.

Available in Standard or Slimline Frame for maximum visible glass



TILT & TURN

Multipoint lock system functions in three different positions.

Complete with the distinctive European handle design.

Please refer to our Tilt & Turn Brochure for specific details.



LEGAL EGRESS SOLUTION



CASEMENT

Outfitted with sleek and tucked away folding handles.

Casement windows offer a multi-lock operating system, using a single handle to provide excellent security. The sash swings 90° to allow easy cleaning.

Awning windows are often chosen for their unimpeded views and their ergonomic design, specifically beneficial when it rains.



AWNING



SINGLE  
HUNG

Ideal for openings on patios, walks or verandas, as they open without blocking exterior space.

With the ability to tilt open from the inside, they offer ease of cleaning from indoors.

Complete with automatic locks to ensure peace of mind and aid in security.



SINGLE  
SLIDER



DOUBLE  
HUNG


Two operable sashes for maximum ventilation. Both sashes tilt for easy cleaning.

Equipped with a full screen, allowing for maximum airflow.

The Double Slider also offers the double lift out feature.



DOUBLE  
SLIDER



BAY

Often used in combination with Fixed and Casement windows, but other formations are an option.

The head and seat of the windows are made with paintable  $\frac{3}{4}$ " wood (good one side). Select veneers are available based on the size of the window.



BOW

# WINDOWS

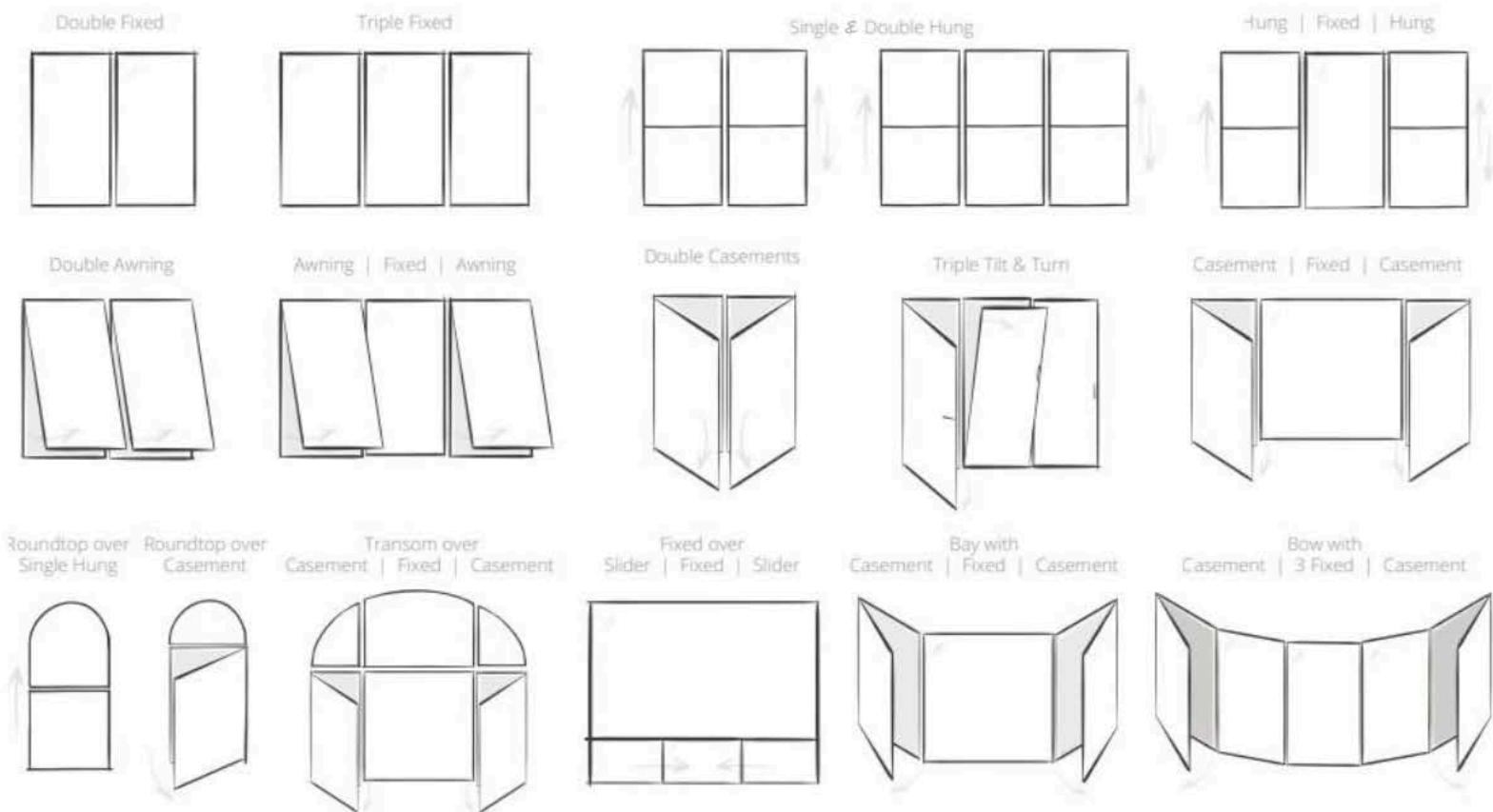
## SHAPES & TRANSOMS

We offer numerous styles of shapes and transoms for whatever your project may need. Here are some of our most commonly used styles:



## COMBINATIONS

Pairing different window styles together allows customization to suit your needs. These are a few common configurations, but the options are nearly limitless.



## DIMENSIONS

Lorem ipsum dolor sit amet, consectetur adipiscing elit, sed do eiusmod tempor incididunt ut labore.

### Single & Double Sliders

Minimum 20 x 14  
Maximum 72 x 42

### Casement

Minimum 16 x 20  
Maximum 32 x 72

### Awning

Minimum 20 x 16  
Maximum 48 x 72

### Bay

Minimum 48 x 72  
Maximum 120 x 72

### Single & Double Hung

Minimum 16 x 20  
Maximum 42 x 72

### Casement | Fixed

Minimum 32 x 20  
Maximum 64 x 72

### Tilt & Turn

Minimum 16 x 16  
Maximum 48 x 60

### Bow

Minimum 60 x 72  
Maximum 120 x 72

# DOORS



## STYLES

Our windows are excellently accented with exterior doors.

From producing them in our plant, to sourcing the best manufactures – we have you covered.



We use one of Canada's premier suppliers of quality exterior entrance door systems, Entryguard.

With hundreds of slab and glass options, they offer complete selection of decorative and commodity solutions. Please refer to the Entryguard Brochures for complete details or visit [entryguarddoors.com](http://entryguarddoors.com)

Entryguard  
doors



## STEEL & FIBERGLASS



We value the quality that the PH Tech profile provides our windows, and therefore continue with that same product line and materials for our high end patio door solutions.

As another proven Canadian company, we are proud of our partnership together for the past 15+ years. Please refer to PH TECH PH-S-800 Brochure for complete details.

ph  
TECH



## PATIO



From our local plant, we are pleased to manufacture and offer a complete line of European Style Garden and French Doors.

These European Garden Doors provide 25% more visible glass than traditional steel doors. They also include an integrated multilock system.

Please refer to FCI Windows Tilt & Turn Brochure for more information.



## GARDEN

## FRENCH

# CUSTOMIZE

## OPTIONS

Every space is different, the ability to customize your project is key. From the paint colour to hardware selection, we can help you create the best fit for your home.

### PAINT & STAIN

Our windows come standard as cream white or beige. We offer a wide selection of paint colours from the brands Gentek, Kaycan, and Buchner. Feel free to view the samples in our showroom.



With Doublenature from PH Tech, it is now possible to achieve an authentic wood look, without compromising the energy efficiency of vinyl. The vinyl is etched, stained, and provides a warm, realistic wood finish.



### GLASS

Our sealed glass units are filled with Argon Gas and coated with a low emissivity (Low E) coating, making them energy efficient and ideal for our Ontario climate.



Different glass coatings offer the ability to target specific needs, ranging from increasing energy efficiency to the overall aesthetic appeal. Many of the most commonly selected are:

Triple Glazed | Tempered | Frosted | Decorative Glass



### JAMB EXTENSIONS

Retrofit (Frame-Out) installations use vinyl jambs added to the windows during the manufacturing process.

New construction builds now generally come fitted with  $\frac{3}{4}$ " jamb receptors - allowing the ability to jamb when the overall wall thickness is not a standard 2x4" or 2x6" application.

Receptor  $\frac{3}{4}$ " |  $\frac{1}{2}$ "      Vinyl 1  $\frac{1}{4}$ " | 2" | 3  $\frac{1}{2}$ " | 4  $\frac{5}{8}$ "      Pine Custom sizing



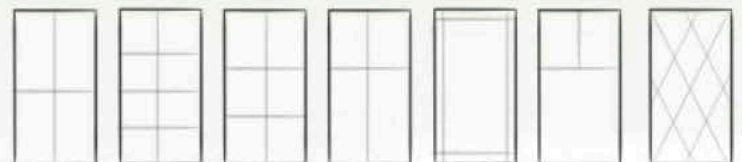
### GRILLS

We have two main categories of grills:

**Internal** - Located internally, between panes of glass. Many love the low maintenance and ease of cleaning. With dozens of colours, styles and thicknesses to choose from, total customization is up to you.

**Simulated Divided Light (SDL)** - Located on both the interior and exterior of the sealed unit, they offer an authentic vintage look and are available in white, beige, or a custom paint colour.

Commonly used patterns:



Additional options available.





## HARDWARE

Our Tilt & Turn products are complete with a European style handle from Roto Frank Europe. The handle gives an unimpeded view by following the direction of the frame when closed.



White | Titanium | Black

Our awning and casement windows are often recognized by the sleek, 'folded away' hardware. Roto Frank North America beautifully combines functionality with a clean, modern look.



White | Brushed Nickel | Pewter | Oil Rubbed Bronze | Black

Our patio doors feature easy-to-grip rounded handles in multiple finishes. Available with two-piece mortice lock, with or without key.



White | Bright Chrome | Brushed Chrome | Beige | Black Nickel | Black



## BRICK MOULD

An important element to ensure proper weather-proofing, energy efficiency, and longevity of the window, is the vinyl brick mould. These are mainly used on new construction projects. Here are some of the options available.

Standard  
5916



1 3/16" Overlap

Retro  
5902



1/2" Overlap  
No Nail Fin

Large  
5990



3" Overlap

Slimline  
5900



3/8" Overlap



Painting is also an option.

As colour and styles may vary, we always recommend viewing the product or samples in person. Please feel free to visit our showroom to learn and see more.